



Stratusphere™ Technical Guide

***How to Test Drive
Stratusphere 7.0 UI
using 6.1 or higher Data***

Introduction

This guide has been authored by experts at Liquidware in order to provide information and guidance concerning beta testing the new Stratusphere User Interface for Version 7.0.

Information in this document is subject to change without notice. No part of this publication may be reproduced in whole or in part, stored in a retrieval system, or transmitted in any form or any means electronic or mechanical, including photocopying and recording for any external use by any person or entity without the express prior written consent of Liquidware Labs.

Liquidware Labs, Inc.

3600 Mansell Road

Suite 200

Alpharetta, Georgia 30022

U.S.A.

Phone: 678-397-0450

www.liquidware.com

©2018 Liquidware Labs Inc. All rights reserved. Stratusphere, ProfileUnity, FlexApp, FlexDisk, and Flex-IO are trademarks of Liquidware Labs. All other products are trademarks of their respective owners. 18-1130

Contents

- STRATUSPHERE’S NEXT GENERATION 7.0 WEB UI..... 3**
- MINIMUM REQUIREMENTS 3**
- HOW TO ACCESS THE NEXT GENERATION WEB UI 4**

Stratusphere's Next Generation 7.0 Web UI

Liquidware is working on its next generation Stratusphere Web UI that is slated to completely replace the existing Web UI. It is a fresh, modern Web UI using the React framework – a highly responsive, and client-based processing framework. The new UI uses the tried and tested Stratusphere API to retrieve data and renders it with new, intuitive and beautiful looking widgets, charts, and tables.

The new Stratusphere 7.0 Web UI is still in development and will take at least another 6-9 months to complete. Liquidware would like to invite our end users to view and test drive this still in-development, next generation Web UI and provide their feedback. Liquidware believes our end users would provide critical feedback that would then be incorporated into the Web UI to make it more useable, more interactive, more intuitive, for use within our customer organizations.

Liquidware requests that all feedback be sent to beta@liquidware.com. Provide as much detail as possible including but not limited to screen shots, links, what you liked and disliked, suggestions on what could make it better, etc. Your contact details are optional but requested and appreciated. Please let us know whether you would be interested in receiving updates and if you would be open to being contacted for additional details regarding your feedback.

Minimum Requirements

Liquidware has made it easy to test drive the next generation Stratusphere 7.0 Web UI. At a minimum, you will need:

1. A Stratusphere 6.1 Hub available within your organization
2. The latest version of your favorite modern browser such as Google Chrome or Mozilla Firefox
3. Administrative credentials to your local Stratusphere 6.1 Hub's ADMINISTRATION product
4. Access to the next generation UI is just a mouse-click away. There is no need to configure any firewall ports.

How to Access the Next Generation Web UI

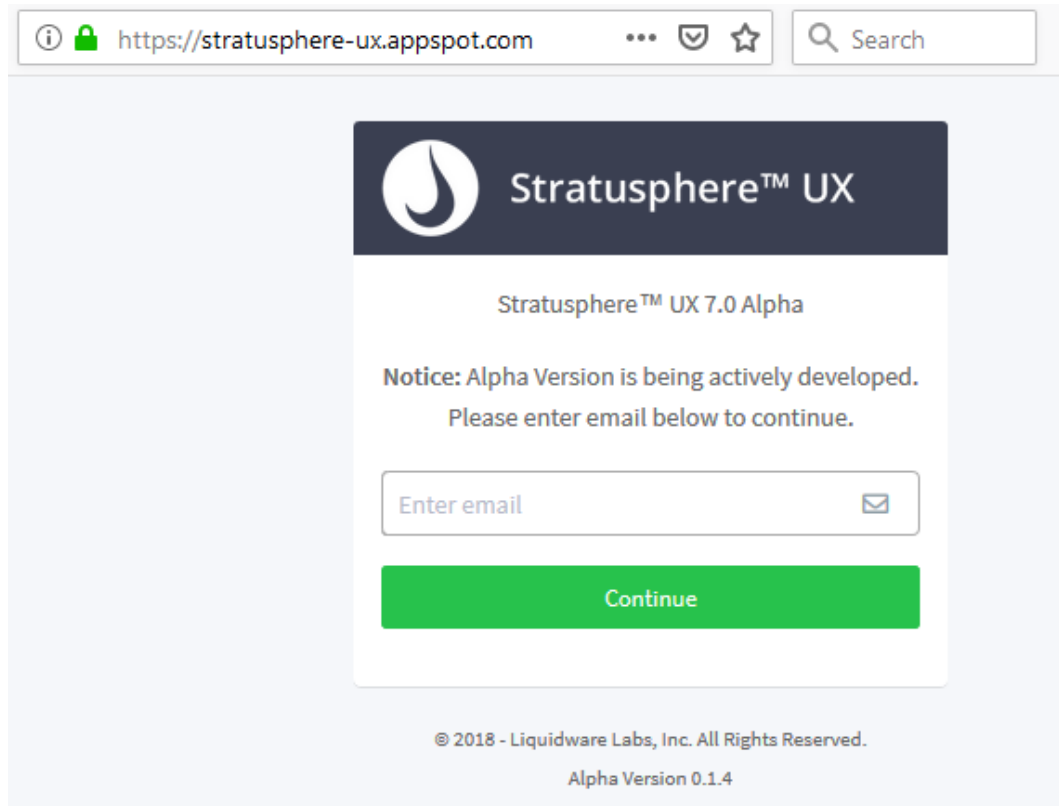
Follow the instructions below to prepare your local Stratusphere 6.1 Hub to provide data to be visible on the next generation UI:

1. Access to Stratusphere API:
 - a. On your local Stratusphere (6.1 or higher) installation, we need to make sure you have access to the Stratusphere API. In your favorite modern browser, open a new tab to log into the ADMINISTRATION section your local Stratusphere Web UI and navigate to HUB ADMINISTRATION > CONFIGURATION tab and expand the OTHER SETTINGS section.

The screenshot shows the 'Hub Administration' configuration page. The 'Configuration' tab is selected, and the 'OTHER SETTINGS' section is expanded. The 'Appliance Network Configuration' section includes fields for Host Name, IP Address, Network Mask, Default Gateway, and CID Key Callback DNS Name. The 'SMTP Server (Mail Relay)' section includes fields for SMTP Port, From Name, and Default From/To Addresses. The 'Other Settings' section includes fields for Login session timeout, API Client IPs (highlighted with a red box), Whitelist, and Blacklist. The 'API Client IPs' field is described as a 'Comma-separated list of IP addresses allowed to access Stratusphere API without a username and password. For improved security, it is not recommended to grant access via this Legacy API Client IP list.'

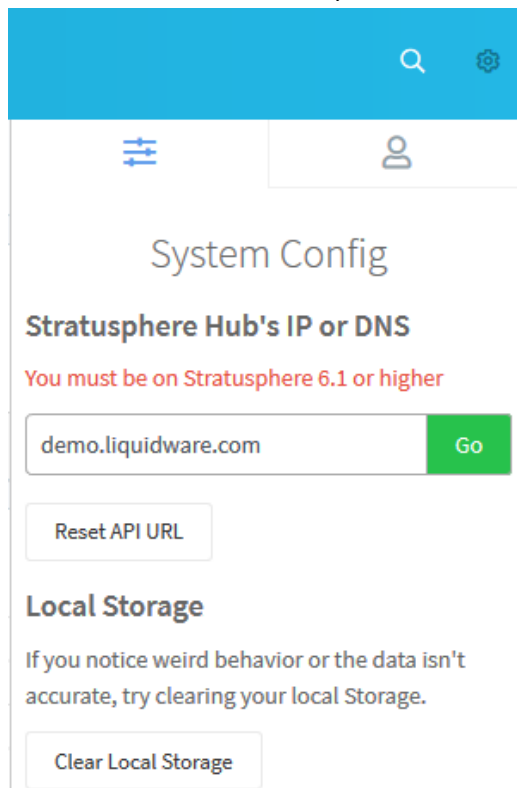
- b. Under the highlighted API CLIENT IPs field, add your local IP Address or subnet to ensure your computer has access to the Stratusphere API.
 - c. Click on the SAVE CHANGES button to save your new configuration.
2. Access Stratusphere 7.0 Web UI:
 - a. Now open another tab within your favorite modern browser and navigate to the link displayed below to load the new Stratusphere 7.0 Web UI.

<https://stratusphere-ux.appspot.com>

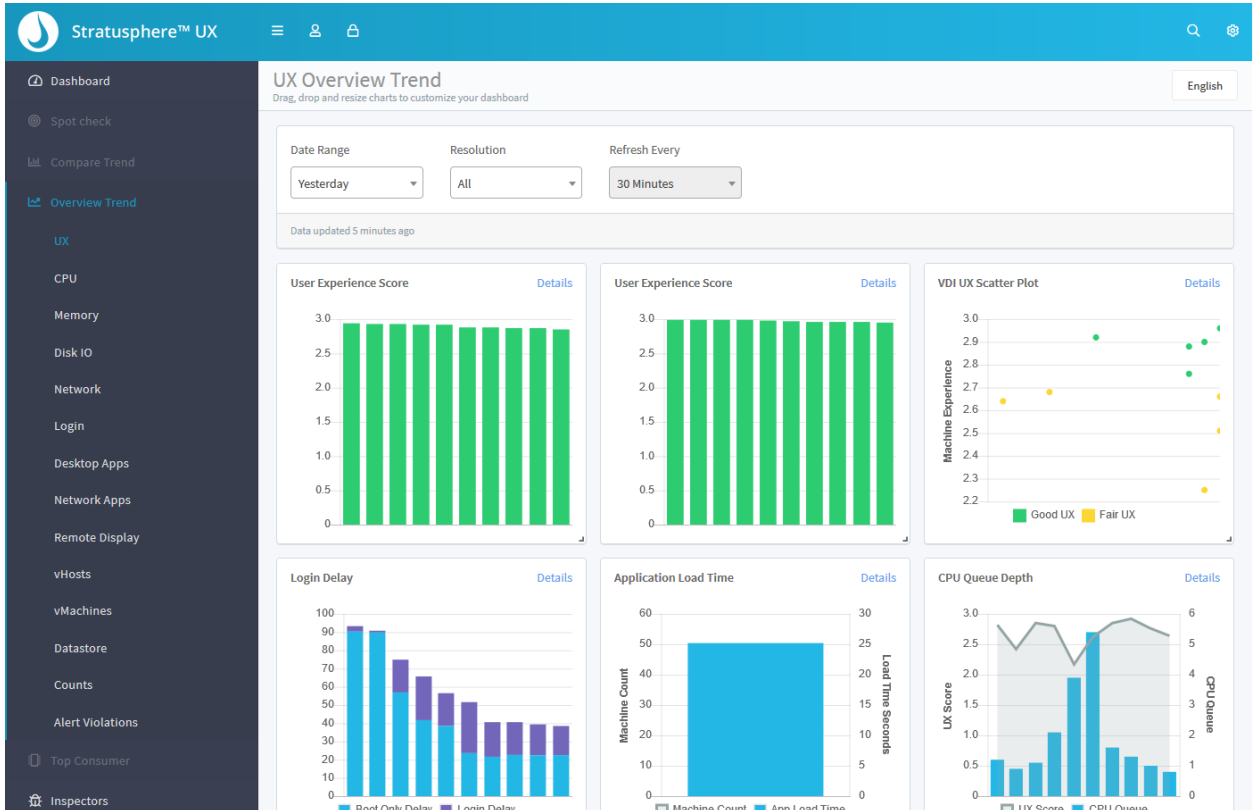


Please enter your email address for registration purposes and click CONTINUE.

- b. Click on the gear icon on the top right. Under SYSTEM CONFIG, replace `demo.liquidware.com` with the DNS or IP Address of your local Stratusphere 6.x Hub.



- c. Make sure you are on Stratusphere 6.1 or higher Hub. Click the Go button to save and apply the change.
3. The widgets will automatically update themselves with data from your local Hub in a couple of seconds.



4. As mentioned above, this UI is still in development. Only a subset of web pages, inspectors, and dashboards are working. Liquidware plans to update this staging area every week or so with new features, enhancements, and bug fixes.
5. At the time of publishing this document, here is a list of sections that are working. Click on the navigation links on the left to get to:
 - a. Dashboards
 - b. Overview Trends
 - c. Inspectors
6. Sections that are NOT working yet are grayed out but will be available as they get ready:
 - a. Spot check
 - b. Compare Trends
 - c. Top Consumer
 - d. Inventory
7. Please click through all the sections or menu options listed above to test drive the new UI. Liquidware requests your detailed notes, thoughts, and suggestions on making the UI even better by sending all your feedback to beta@liquidware.com.
8. If you have any issues accessing your local Stratusphere data on our next generation Web UI, please feel free to contact us through beta@liquidware.com and someone will get in touch with you to help you configure the browser.